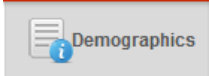


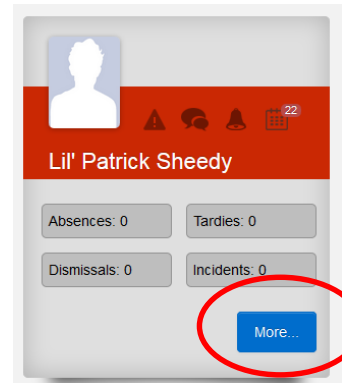


HOW TO UPDATE FAMILY DEMOGRAPHIC INFORMATION ON PLUSPORTALS

1. Log in to your ParentPlus account | plusportals.com/BlessedTrinitySchool

2. Click on  next to your child's name.

3. Click on 

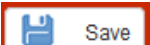


4. You will see the demographics information we currently have in our school database for your child. Please verify this data for each child in your family. If the contact information listed is up to date, there are no further steps to take.

5. If there are updates to be made, please proceed to step 6.

6. To update your demographic information, please click .

Student Demographics		Edit
Parent/Guardian	Mr. Sheedy	
Street		
City		
State		
ZIP		
Phone		
Homerroom	Halstead	
Gender		
Birth Date		
Dad's Cell #		
Dad's Work		
Mom's Cell #		
Mom's Work		
Family E-mail		
Dad's E-mail		
Mom's E-mail		

7. Not all fields are editable, but most are. Please make any changes, then click . Please repeat these steps for each child in your family.